



**PRINT TEMPLATE**

Product Folded Postcard  
Size 17x11 >> 8.5x5.5 (2 tab) (WxH)  
Style Double Half Fold Direct mail

**BORDER THICKNESS** - Must be atleast 3/8" from the bleed line to insure your border won't be cut off when printed.

**SAFE AREA** - Keep all text within this line.

**FINISHED SIZE** - This is where the product will be cut to size.

**BLEEDS** - Create a 1/8 inch bleed area to make sure that the ink goes to the edge of the finished size. Extend artwork/graphics to the edge of template.

OUTSIDE SEC. 2

OUTSIDE SEC. 1

SECOND FOLD LINE

SECOND FOLD LINE

**TOTAL SIZE 4" X 2.5"**  
Printing in this area is not allowed.  
Reserved for Addressing/Postal mailing purposes.

OUTSIDE SEC. 3

OUTSIDE SEC. 4

PERMIT #  
GOES HERE  
1.25" x 1.25"  
CLEAR AREA  
Click below for India info  
<http://www.printpapa.com/faq/71455>

1234 Return Address  
Santa Clara, CA 95050

TAB

TAB

FIRST FOLD LINE

FIRST FOLD LINE

ARTWORK  
ORIENTATION


TAB


TAB





**PRINT TEMPLATE**

Product Folded Postcard  
Size 17x11 >> 8.5x5.5 (2 tab) (WxH)  
Style Double Half Fold Direct mail

 **BORDER THICKNESS** - Must be atleast 3/8" from the bleed line to insure your border won't be cut off when printed.

 **SAFE AREA** - Keep all text within this line.

 **FINISHED SIZE** - This is where the product will be cut to size.

 **BLEEDS** - Create a 1/8 inch bleed area to make sure that the ink goes to the edge of the finished size. Extend artwork/graphics to the edge of template.

INSIDE SEC. 6

SECOND FOLD LINE

INSIDE SEC. 7

FIRST FOLD LINE

FIRST FOLD LINE

INSIDE SEC. 5

SECOND FOLD LINE

INSIDE SEC. 8